



**Class III Community Landfill
Permit Renewal Application**
Alaska Department of Environmental Conservation
Solid Waste Program

DEC Office Only:
Facility Name: _____
Authorization #: _____

Instructions:

This application is for a **permit renewal** for a Class III community landfill. The landfill must accept less than 5 tons of municipal solid waste per day and must be at least 50 road miles from the nearest Class I Landfill.

Please call or email the ADEC Solid Waste Program Rural Solid Waste Specialist assigned to the community for assistance with completing the application. <http://dec.alaska.gov/eh/solid-waste/>

Section 1. Community Information

Community Name:	Population:
Current Landfill Permit #:	

Section 2. Contact Information

Permit Applicant (Co. or Entity):

Contact Name:			
Address:	City:	State:	Zip:
Email:		Phone:	
Type of Entity:	Government	Corporation	Other:
State of Incorporation or Registration:		Alaska Business License Number:	
IRS Tax ID Number:			

Check if any of the following entities has changed from the last permit or renewal application:

Facility Owner	Facility Operator	Agent/Consultant	Landowner
----------------	-------------------	------------------	-----------

For each of the entities that has changed please update the contact information:

Co. or Entity:	Owner	Operator
Contact Name:	Agent	Landowner
Address:	City:	State: Zip:
Email:	Phone:	

Co. or Entity:	Owner	Operator
Contact Name:	Agent	Landowner
Address:	City:	State: Zip:
Email:	Phone:	

3. Environmental Information:

Has the landfill flooded in the past 5 years?	Yes	No	If yes, Month/Year?
---	-----	----	---------------------

Describe any other environmental conditions that have significantly changed in the community and have impacted solid waste management.

4. Map:

Check if any of the information below has changed since the previous application. If any items are checked, attach a current map or aerial photograph with the all the items clearly labeled. For each item, indicate the distance from the landfill. Also provide an arrow indicating North.

Check here if the map has not changed significantly since the previous application, and move to part 5.

Landfill property boundaries	Groundwater well(s)
Community	Drinking water source(s)
Surface water (lakes, streams, ponds, etc.)	Subsistence resource areas
Airport (if within 10,000 feet of the landfill)	Residential areas

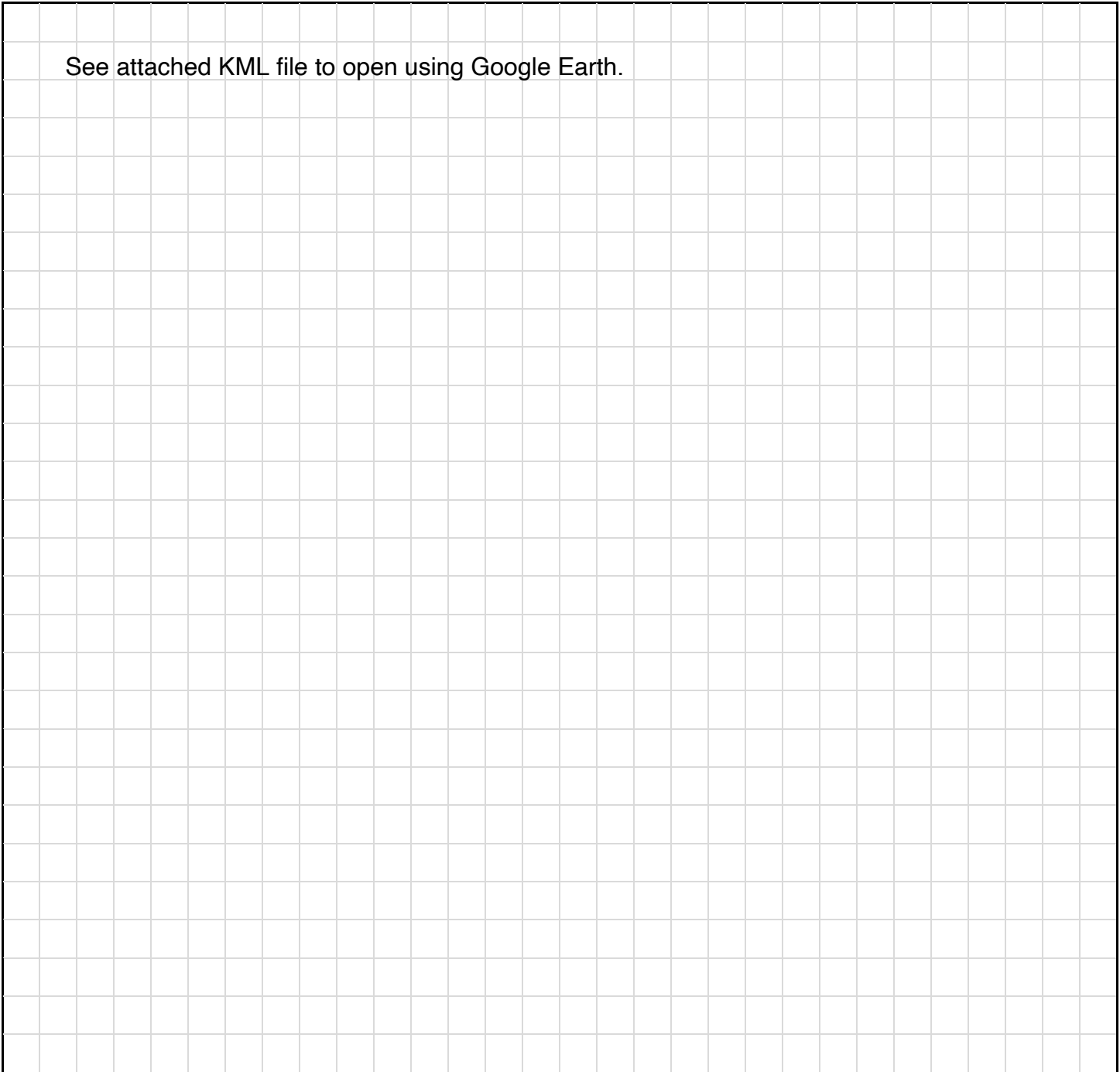


5. Landfill Site Plan:

Update the landfill site plan on the grid below or other format. Include features from the list below as they pertain to your landfill. Check all that apply. See example on the next page.

Closed disposal areas	Access roads	Salvage areas
Open disposal areas	Storage area(s)	Construction and demolition debris disposal
Future waste disposal areas	Buildings/sheds	Dead animal disposal
Fences and gates	Berms, ditches, and culverts	Septage disposal
Signs	Cover material source	HHW storage

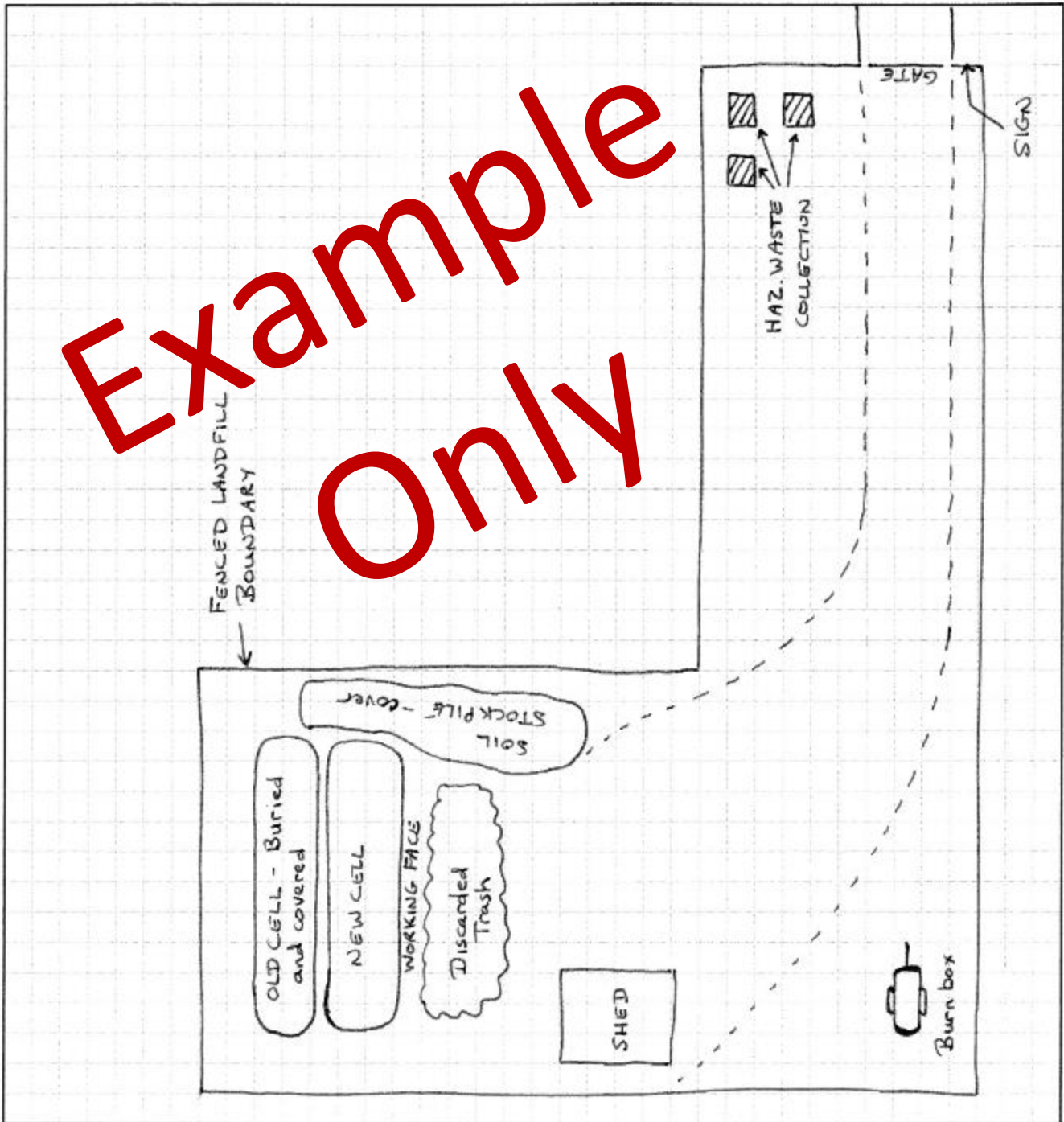
See attached KML file to open using Google Earth.



Sample Landfill Site Plan

Check all that apply:

- Closed disposal areas
- Open disposal areas
- Future waste disposal areas
- Fences and gates
- Signs
- Access roads
- Storage area(s)
- Buildings/sheds
- Berms, ditches, and culverts
- Cover material source
- Salvage areas
- Construction and Demolition Debris disposal
- Dead Animal disposal
- Septage disposal
- Hazardous waste storage



6. Operations Plan:

Review, update, and submit the Landfill Operations Plan

If you don't already have an operations plan, you can use our Class III Landfill Operations Plan to easily create one. <http://dec.alaska.gov/eh/solid-waste/permitapps>

If you need help in preparing the operations plan or have questions, please call your ADEC Rural Solid Waste Specialist for assistance. <http://dec.alaska.gov/eh/solid-waste/waste-in-rural-alaska/rural-contacts>

7. Closure and Post-Closure Cost Estimate:

It is important in planning for the life of the landfill to understand the costs to close the facility.

Is the landfill closing in the next 5 years? Yes No

Have you calculated closure/post-closure costs for the landfill? Yes No

Closure Cost

Post-Closure Cost:

Total:

If closure/post closure cost is unknown, please complete the following section:

Check all equipment available in the community: Dump Truck Bulldozer Loader/Backhoe

Area of the landfill (in acres)?

Cost of cover soil per cubic yard in village (if known):

Are you currently conducting water monitoring at the landfill? Yes No

If Yes, what is the cost per year?

If cost is unknown, how many water sampling sites?

DEC office will complete the following section with the information provided above:

Closure Cost:

Post-Closure Cost:


Total:

8. Signature:

I certify, under penalty of perjury, that all of the information and exhibits in this cover letter and application are true, accurate, and complete.

Printed Name:

Title:

Signature: 

Date:

All applications must be signed as follows per 18 AAC 15.030:

- **Corporations:** A principal executive officer, an officer that is no lower than the level of vice president, or a duly authorized representative who is responsible for the overall management of the project or operation.
- **Municipal, state, federal, or other public entity:** A principal executive officer, ranking elected official, or duly authorized employee.
- **Partnerships:** A general partner.
- **Sole proprietorship:** The proprietor.

Additional Information – Attach any additional information necessary to accurately reflect the location, construction, and operations of the facility.